

Bus Egress Light Timer Circuit

Operates a bus door egress light when entry door is open, and for a timed period (adjustable) after the door is closed.

Product Information

InPower Model: VCM-04.X Time Delay Solid State Relay, Off-Delay

Description: The VCM-04.X module has two inputs, one actuated by a transition to +12 volts (Input A) and one actuated by a transition to ground (Input B). The two inputs operate as a logical "Exclusive OR" so that either input can cause the timer to operate. When an input is applied the output will immediately be activated. When the input is removed, the timer will start and the output will remain activated. When the timer expires the output will deactivate. The time period is adjustable with a single turn potentiometer. Four time ranges are available: 0-10 seconds, 0-60 seconds, 0-3 Minutes, and 0-10 minutes.

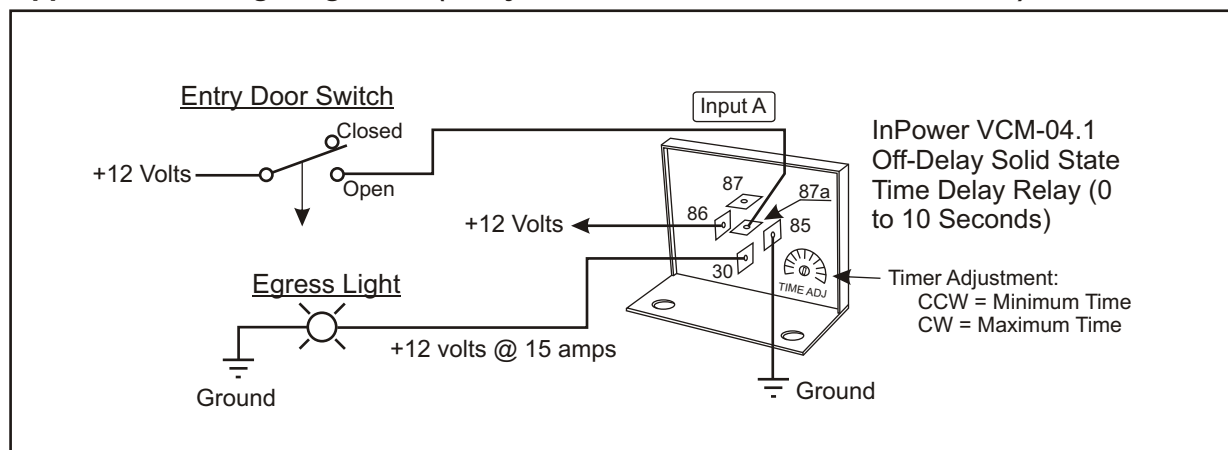
Available Models:	VCM-04.1	0 - 10 Seconds Time Range
	VCM-04.2	0 - 60 Seconds Time Range
	VCM-04.3	0 - 3 Minutes Time Range
	VCM-04.4	0 - 10 Minutes Time Range
	VCM-04.5	0 - 60 Minutes Time Range
	VCM-04.005S	Fixed 5 Seconds

Documentation: Product Data Sheet PDS-60

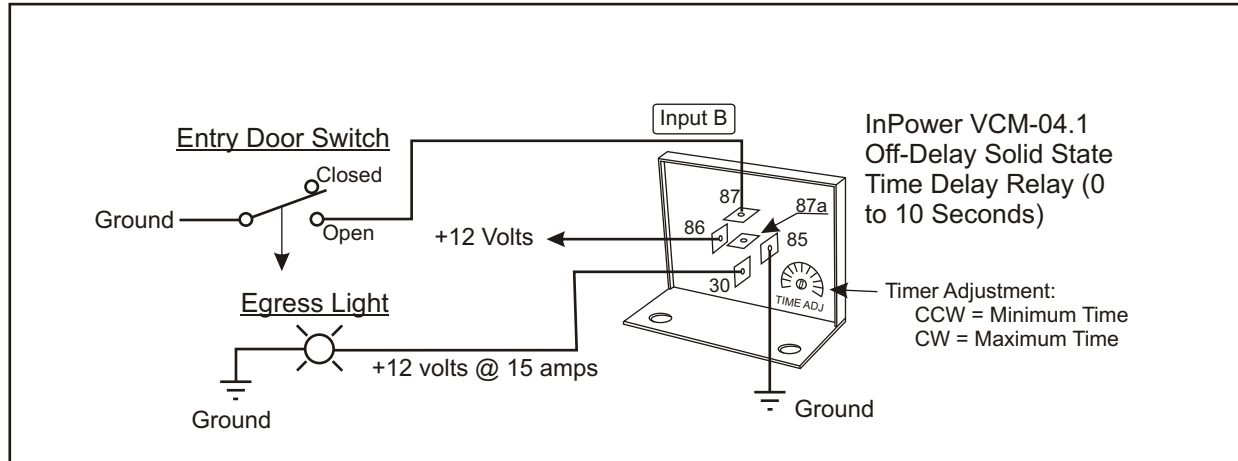
Operation

1. Door opens. Egress light turns on immediately via VCM-04.X output (terminal 30).
2. Door closes. Timer is started.
3. Timer expires and egress light turns off.

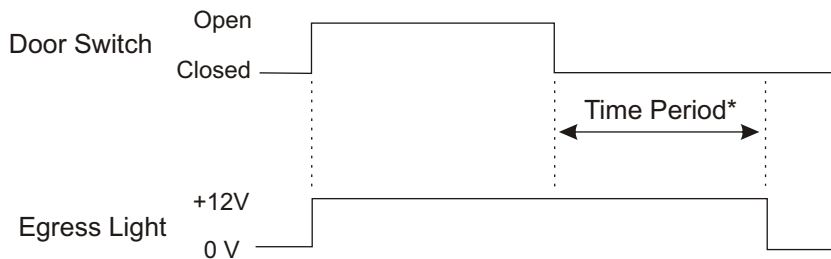
Application Wiring Diagram 1 (Entry door switch connected to +12 volts)



Application Wiring Diagram 2 (Entry door switch connected to ground)



Timing Diagram:



* On model VCM-04.1, the time period is adjustable from 0 to 10 seconds.